

The image features a large, stylized clock face where the dial is a globe showing continents. The clock hands are black. The background is green with a sun icon on the left. The entire graphic is framed by a white and green border.

What Time Is It?

A Telling Time Game

[Click Here to Begin](#)

Objectives

Background

How to Play

Start the Game

References

Credits

What Time Is It?



Objectives for the Game

- This game is designed to help 2nd Grade students learn to tell time to the hour and half hour
- The goal of this game is to help students practice telling time to the hour and the half hour by identifying the time presented on a clock face.
- By the end of the game, students will...
 1. Know what a clock face is,
 2. Recognize an hour and a minute hand on a clock, and
 3. Be able to differentiate between them.
 4. Be better able to tell time to the hour and the half hour,

[Back to Main Page](#)

How to Play the Game

- This game is to help you learn to tell time to the hour and the half hour
- When you see the clock face, click on the button that has the correct time shown
- Correct on 1st Try = 5 points
- Correct on 2nd Try = 3 points
- Correct on 3rd Try or more = 1 point
- If you select the incorrect time, you can try again.
- The person with the most points after the game is over is the winner.
- Print a copy of the scoring grid for the game

[Score Sheet](#)

[Go to Main Page](#)

What Time Is It?

Score Sheet

Player Name	Hour Game								Half Hour Game							
	1 st Try = 5 pts, 2 nd Try = 3 pts, 3 rd Try = 1 pt								1 st Try = 5 pts, 2 nd Try = 3 pts, 3 rd Try = 1 pt							
	Clock 1	Clock 2	Clock 3	Clock 4	Clock 5	Clock 6	Clock 7	Clock 8	Clock 1	Clock 2	Clock 3	Clock 4	Clock 5	Clock 6	Clock 7	Clock 8

[Back to Main Page](#)

Credits

- **Copyright 2006 - Paul Ayers**
- **All teachers and students of non-profit schools are granted permission to copy this game at no cost**
- **Revisions to this game are permissible, on the condition that this copyright page and the credits page remain part of the game.**
- **Any person who adapts the game for their own use should add their name and affiliation to the credits page without deleting any names already there.**

[Back to Main Page](#)


References

- **Houghton Mifflin Math Tennessee:
Grade 2: Volume 2 - Teacher's Edition:
Houghton Mifflin Company, 2005.**
- **Microsoft Office Clipart**

[Back to Main Page](#)

What is A Clock Face?


- A clock face is a round object with numbers
- The numbers begin with 1 at the upper right side, and end with 12 at the top.



[Go to Next Page](#)

What is an Hour Hand?

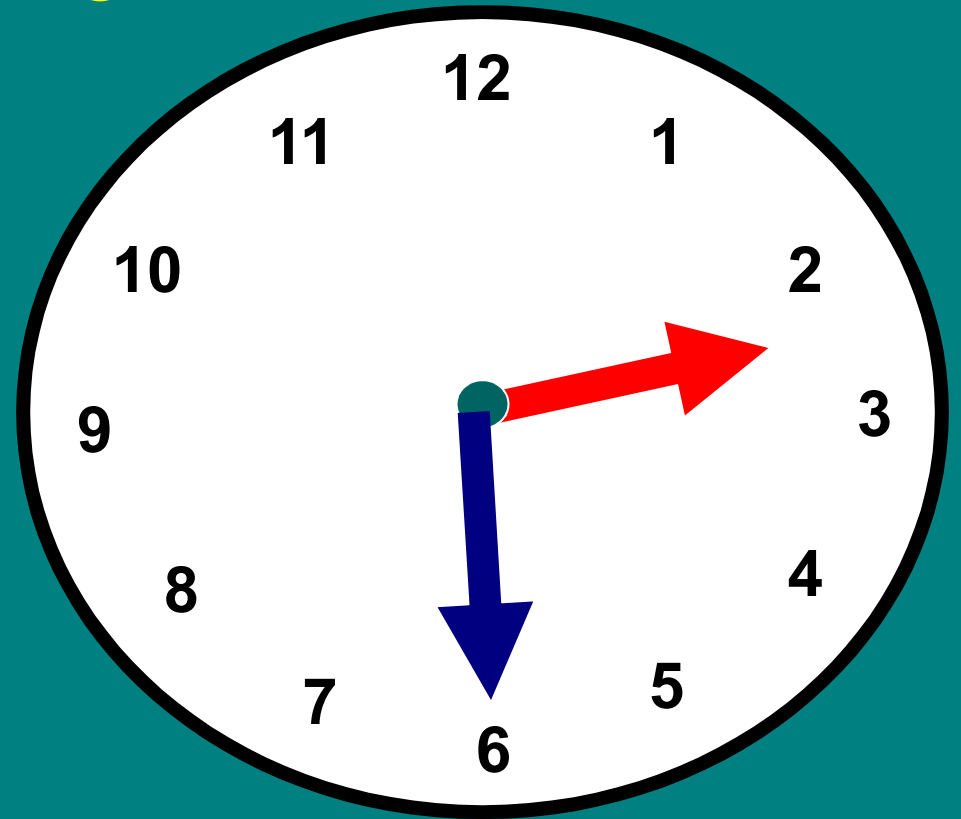
- A clock has “hands” which point to the numbers to tell you the time
- The short hand is called the Hour hand
- The Hour hand in this clock is **red**
- In this clock, the Hour hand is pointing to 2 o'clock
- One hour = 60 minutes



[Go to Next Page](#)

What is a Minute Hand?

- The long hand is called the Minute hand
- The Minute hand tells you how many minutes have passed
- The Minute hand in this clock is blue
- In this clock, the Minute hand is pointing to 6. This means 30 minutes have passed
- A half hour = 30 minutes



[Back to Main Page](#)

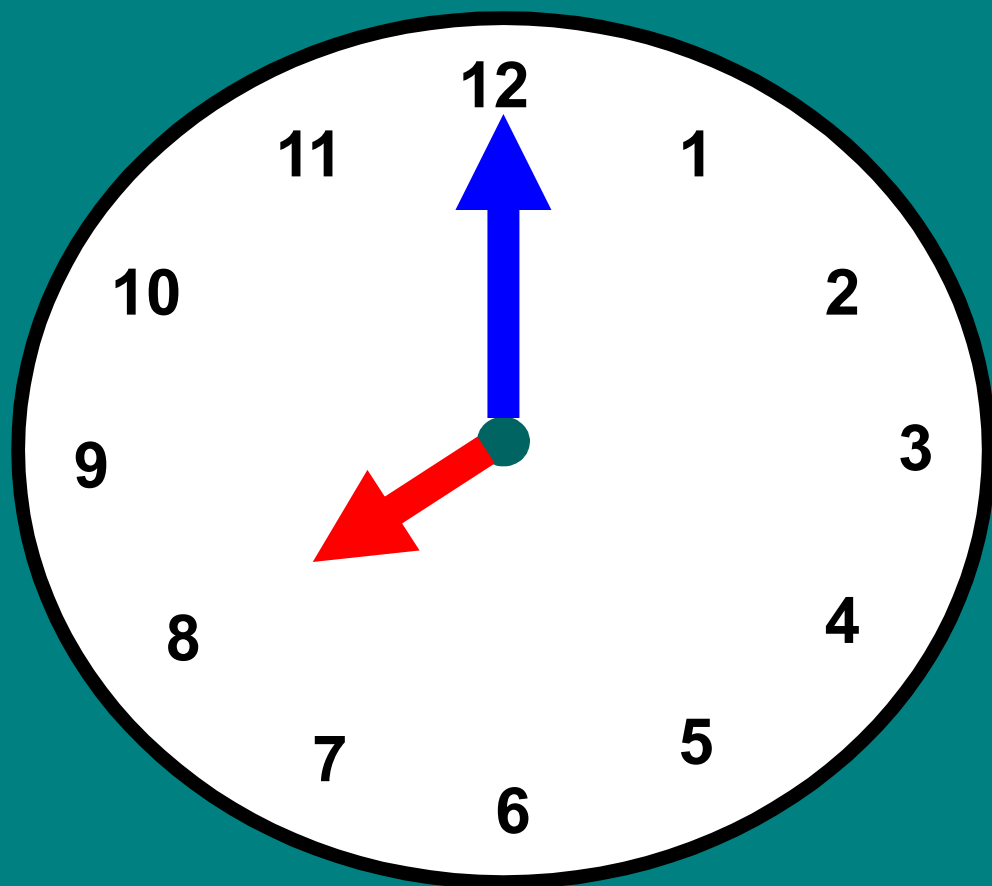
**Full-Hour
Game**

**Half-Hour
Game**

**End
Game**



Clock 1: What Hour Is It?



6 o'clock

11 o'clock

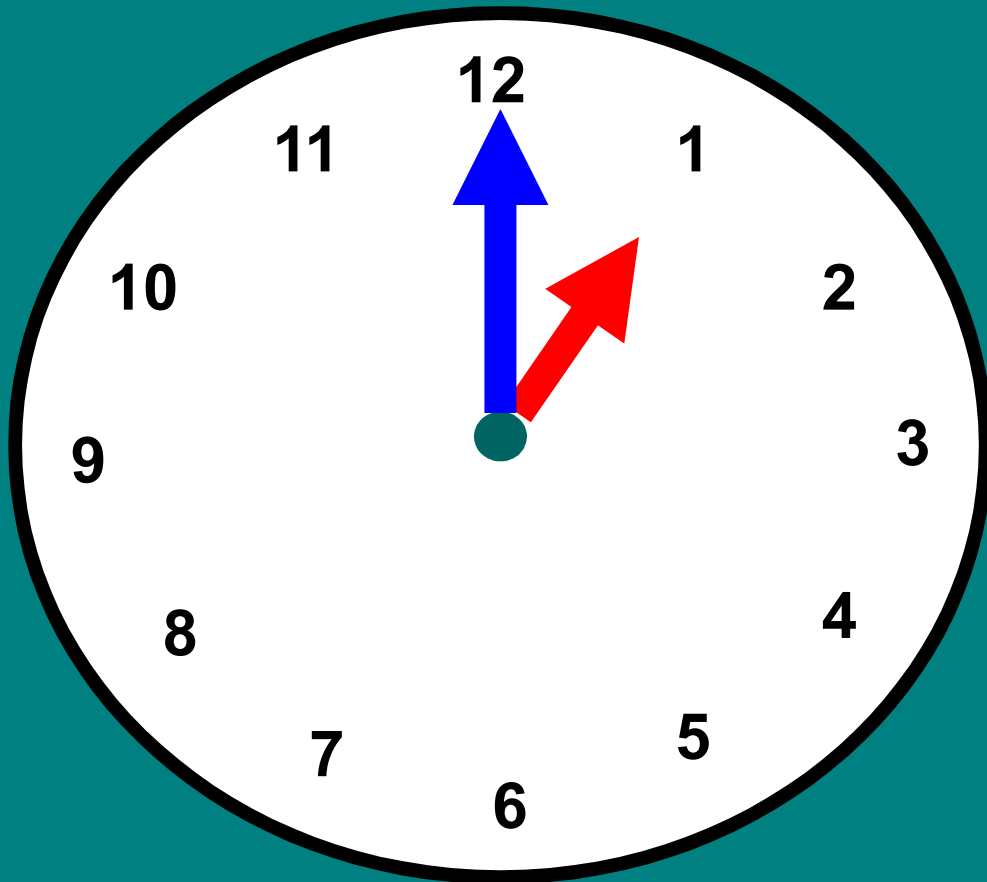
8 o'clock

AWESOME!!
GIVE YOURSELF
5 POINTS IF YOU TOOK ONE TRY,
3 POINTS IF YOU TOOK 2 TRIES,
OR
1 POINT IF YOU TOOK THREE TRIES.



GO TO
NEXT CLOCK

Clock 2: What Hour Is It?



1 o'clock

10 o'clock

7 o'clock

WAY TO GO!!

5 POINTS IF YOU TOOK ONE TRY,

3 POINTS IF YOU TOOK 2 TRIES,

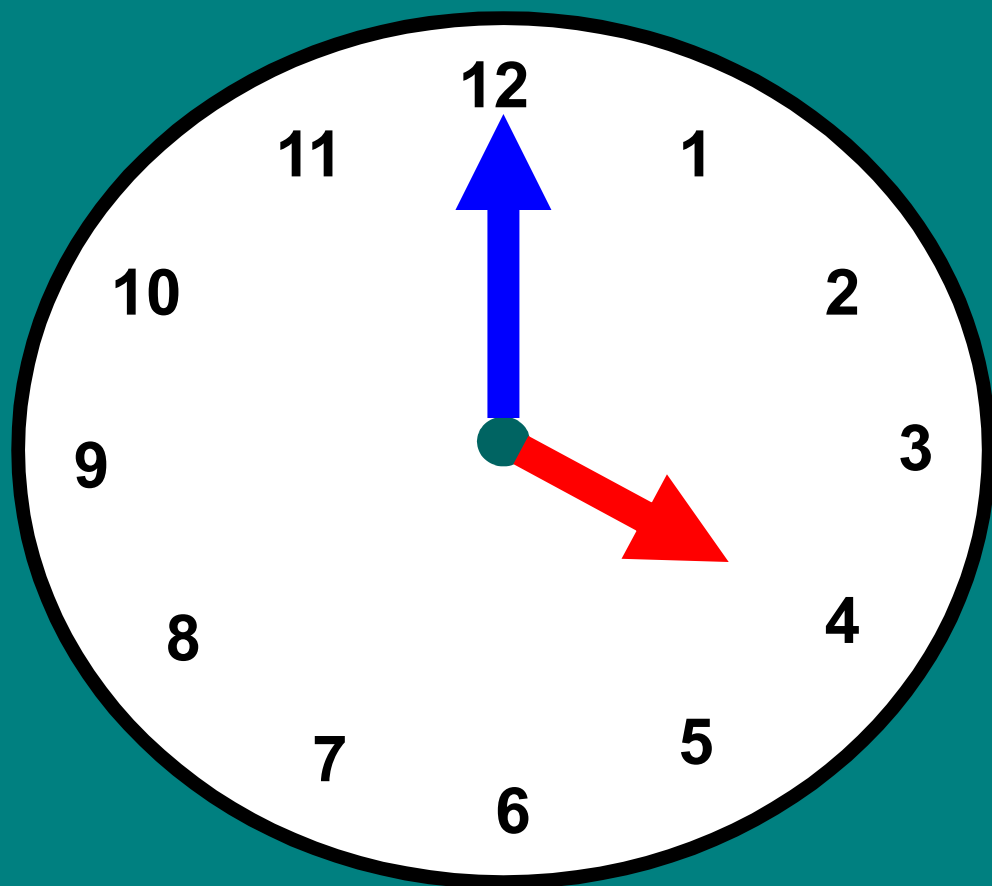
OR

1 POINT IF YOU TOOK THREE TRIES.



**GO TO
NEXT CLOCK**

Clock 3: What Hour Is It?



10 o'clock

4 o'clock

3 o'clock

KEEP ON TRYING!

5 POINTS IF YOU TOOK ONE TRY,

3 POINTS IF YOU TOOK 2 TRIES,

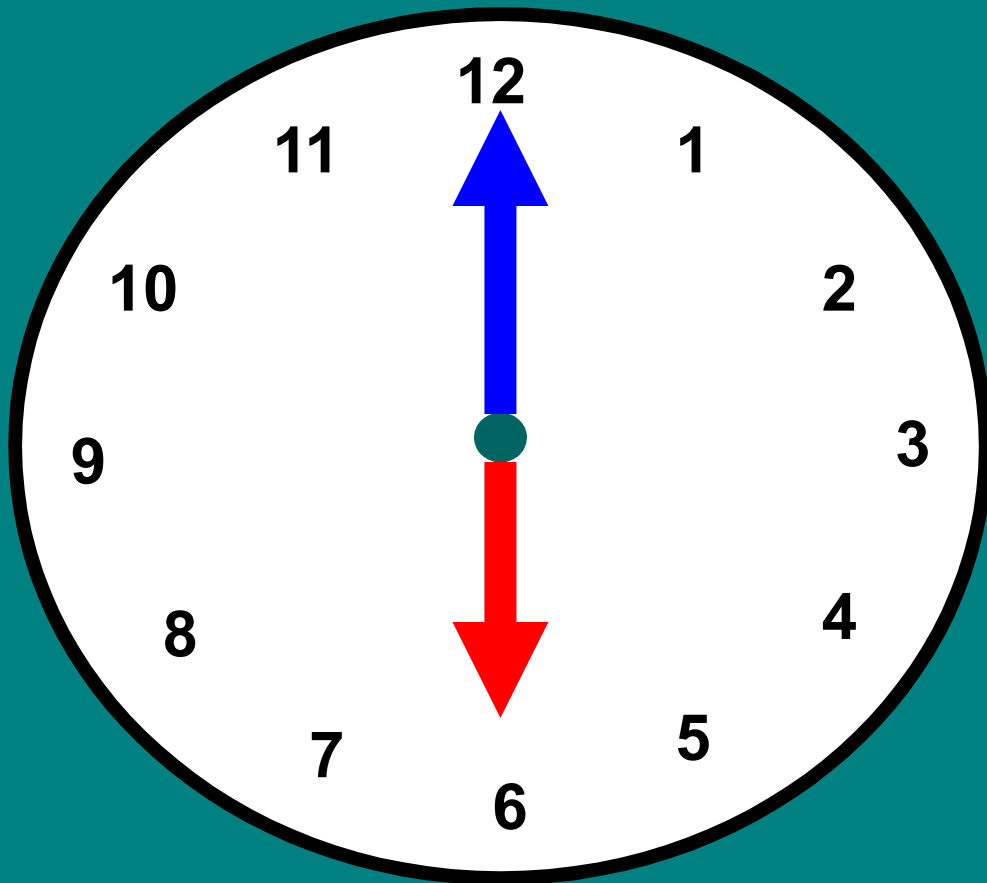
OR

1 POINT IF YOU TOOK THREE TRIES.



**GO TO
NEXT CLOCK**

Clock 4: What Hour Is It?



5 o'clock

9 o'clock

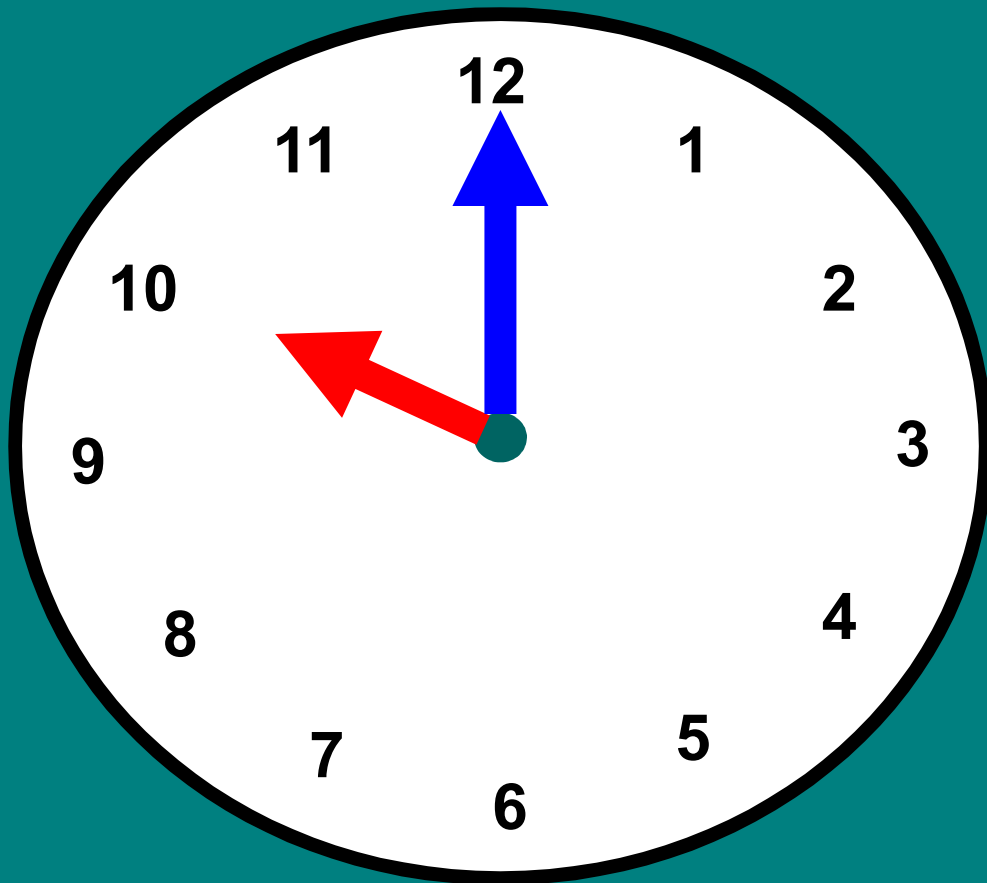
6 o'clock

GREAT!!
GIVE YOURSELF
5 POINTS IF YOU TOOK ONE TRY,
3 POINTS IF YOU TOOK 2 TRIES,
OR
1 POINT IF YOU TOOK THREE TRIES.



GO TO
NEXT CLOCK

Clock 5: What Hour Is It?



10 o'clock

9 o'clock

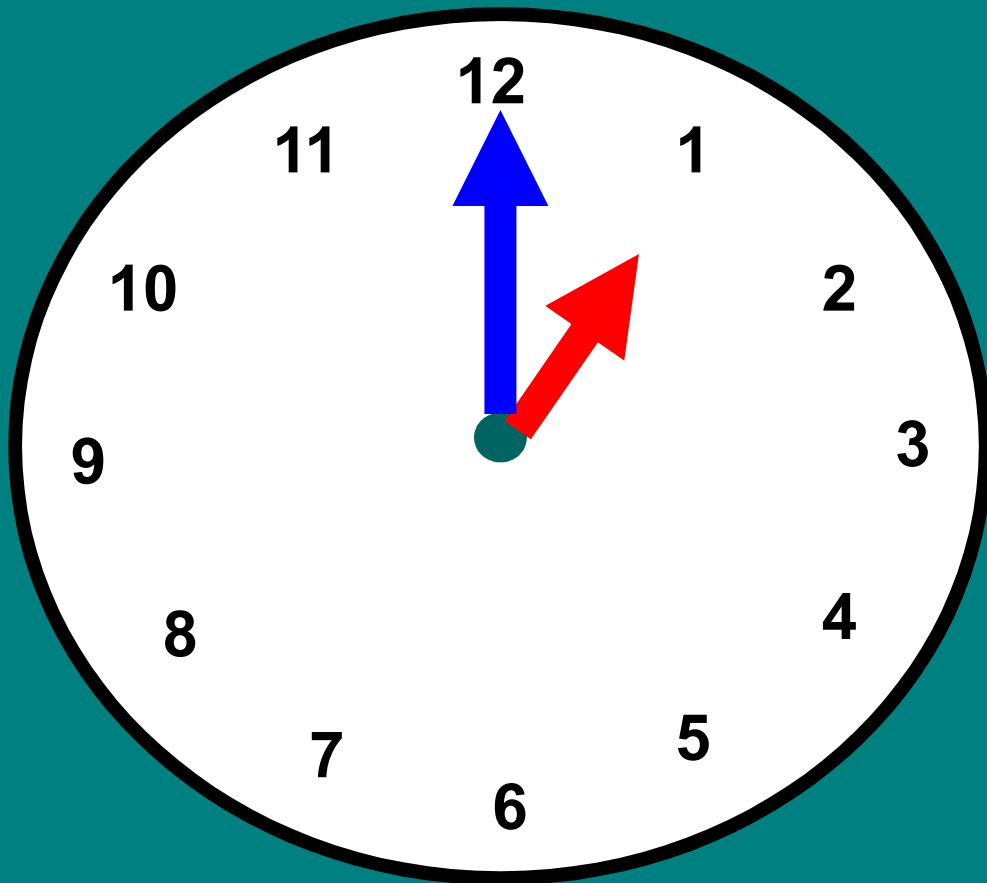
11 o'clock

SUPER!!
GIVE YOURSELF
5 POINTS IF YOU TOOK ONE TRY,
3 POINTS IF YOU TOOK 2 TRIES,
OR
1 POINT IF YOU TOOK THREE TRIES.



GO TO
NEXT CLOCK

Clock 6: What Hour Is It?



10 o'clock

1 o'clock

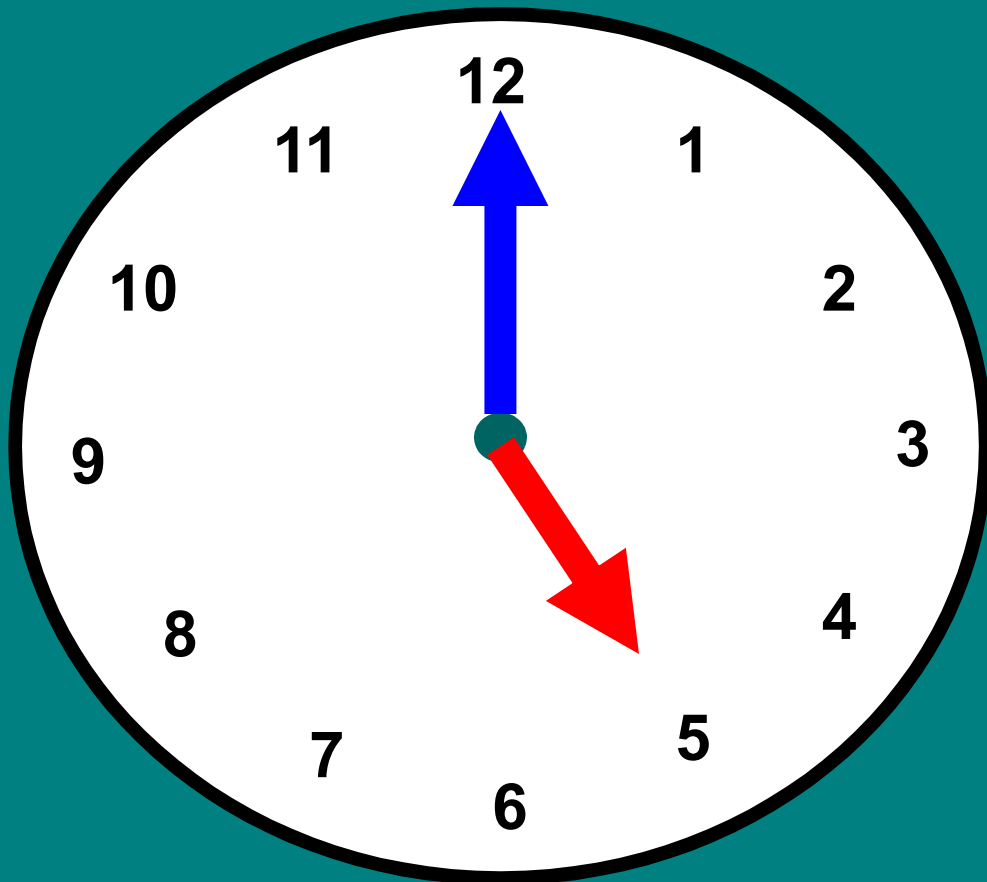
11 o'clock

EXCELLENT!!
GIVE YOURSELF
5 POINTS IF YOU TOOK ONE TRY,
3 POINTS IF YOU TOOK 2 TRIES,
OR
1 POINT IF YOU TOOK THREE TRIES.



GO TO
NEXT CLOCK

Clock 7: What Hour Is It?



4 o'clock

6 o'clock

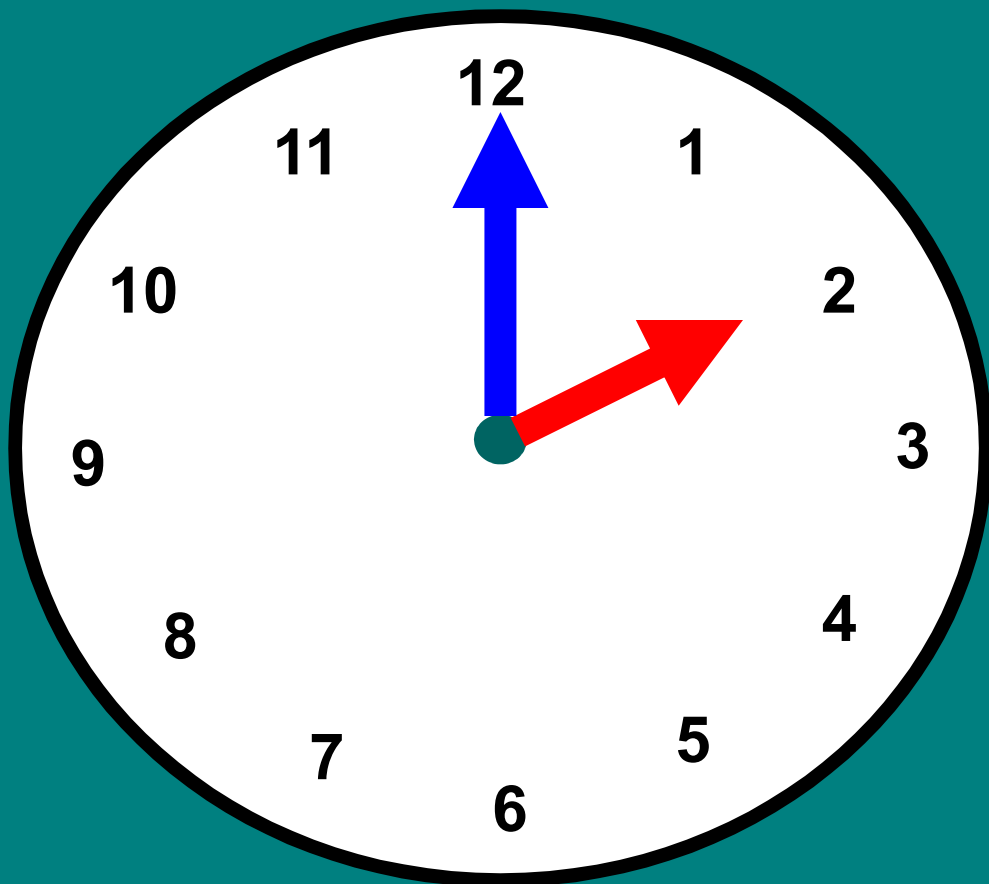
5 o'clock

WELL DONE!!
GIVE YOURSELF
5 POINTS IF YOU TOOK ONE TRY,
3 POINTS IF YOU TOOK 2 TRIES,
OR
1 POINT IF YOU TOOK THREE TRIES.



GO TO
NEXT CLOCK

Clock 8: What Hour Is It?



3 o'clock

4 o'clock

2 o'clock

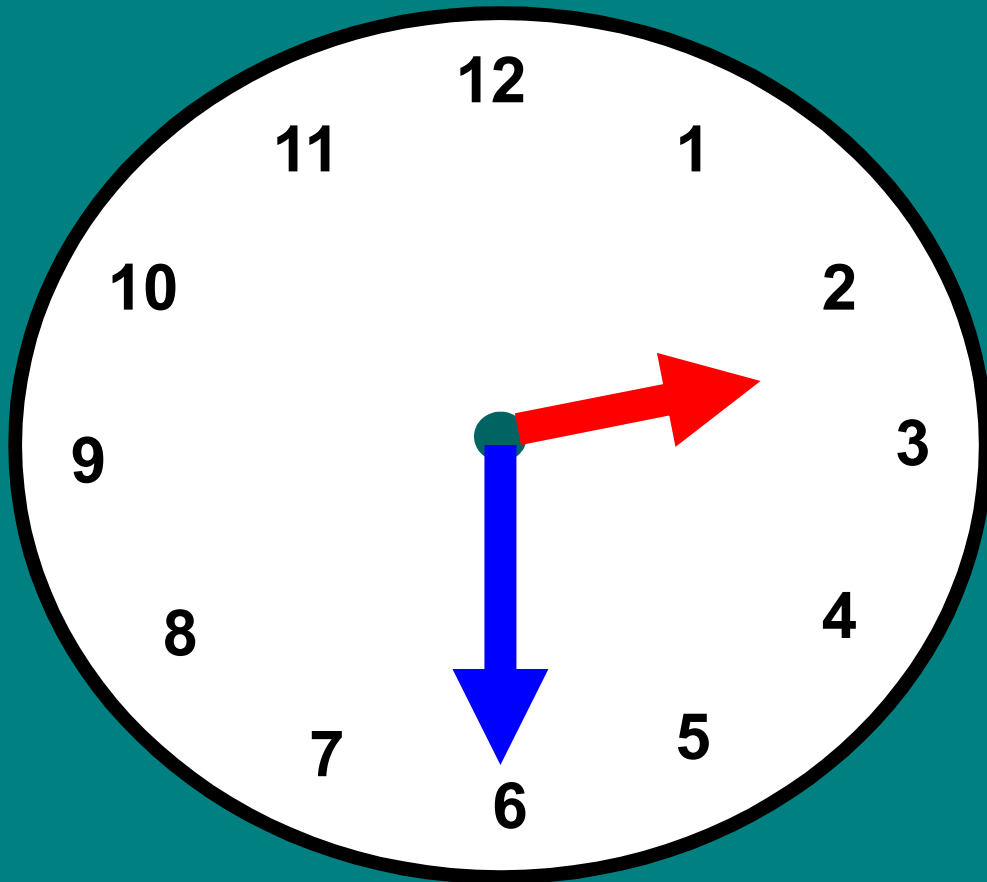
**CONGRATS!!
GIVE YOURSELF**

**5 POINTS IF YOU TOOK ONE TRY,
3 POINTS IF YOU TOOK 2 TRIES,
OR
1 POINT IF YOU TOOK THREE TRIES.**



**START A
NEW GAME**

Clock 1: What Time Is It?



3:00

4:00

2:30

AWESOME!!

GIVE YOURSELF

5 POINTS IF YOU TOOK ONE TRY,

3 POINTS IF YOU TOOK 2 TRIES,

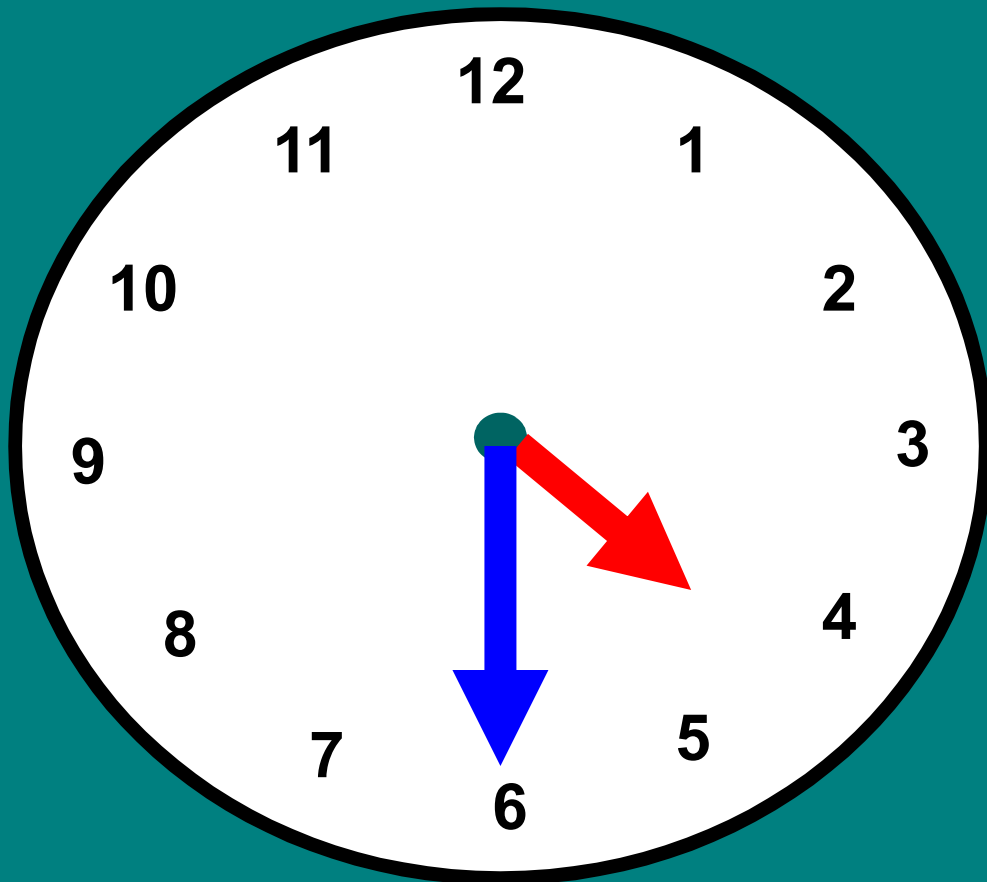
OR

1 POINT IF YOU TOOK THREE TRIES.



**GO TO
NEXT CLOCK**

Clock 2: What Time Is It?



3:30

4:30

5:30

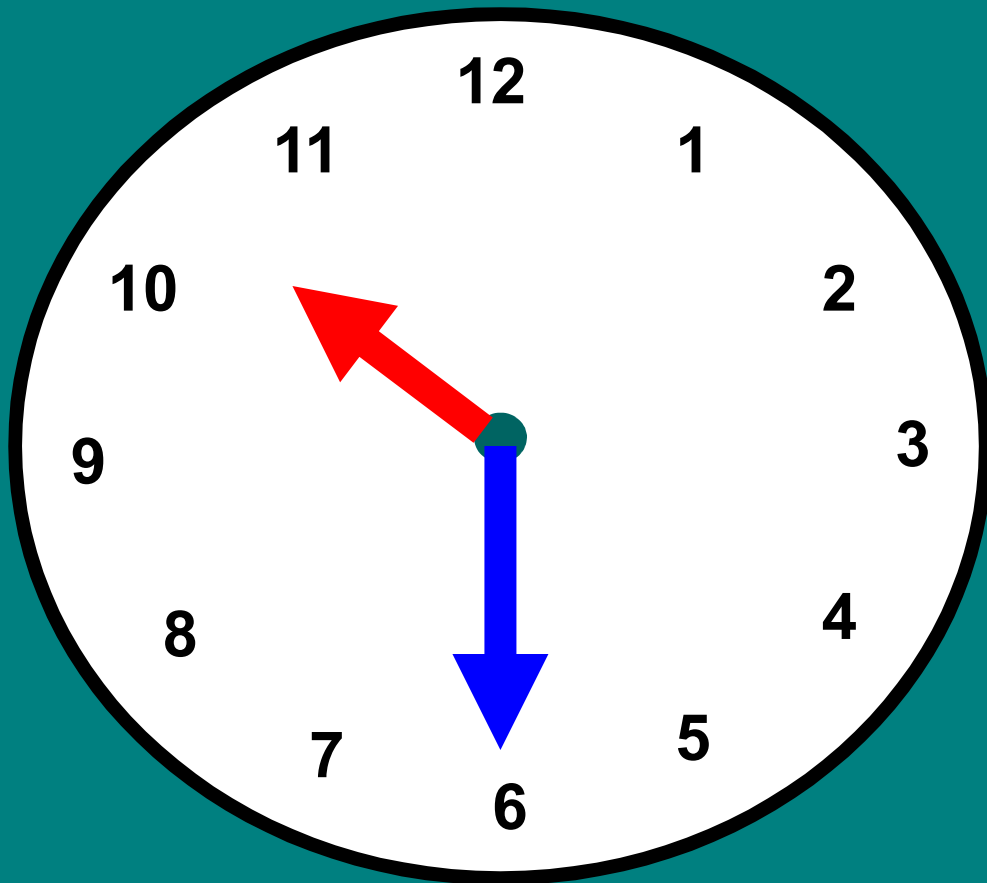
**WAY TO GO!!
GIVE YOURSELF**

**5 POINTS IF YOU TOOK ONE TRY,
3 POINTS IF YOU TOOK 2 TRIES,
OR
1 POINT IF YOU TOOK THREE TRIES.**



**GO TO
NEXT CLOCK**

Clock 3: What Time Is It?



3:30

6:00

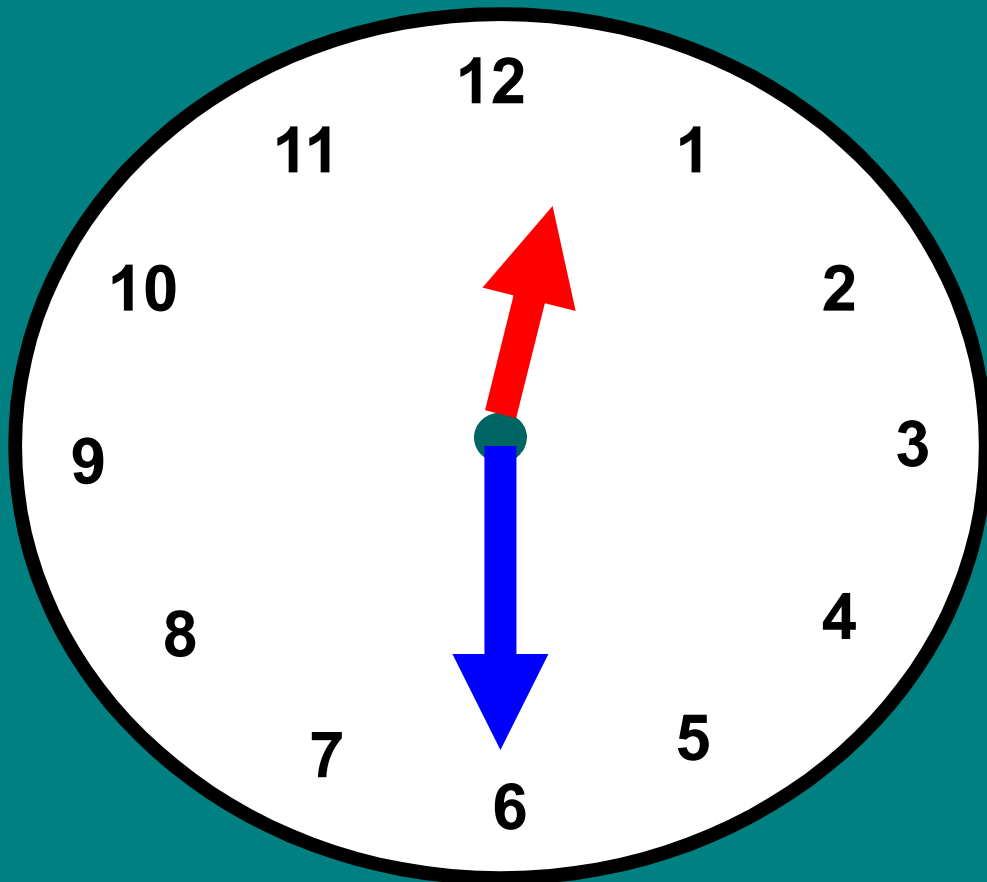
10:30

KEEP IT UP!!
GIVE YOURSELF
5 POINTS IF YOU TOOK ONE TRY,
3 POINTS IF YOU TOOK 2 TRIES,
OR
1 POINT IF YOU TOOK THREE TRIES.

GO TO
NEXT CLOCK



Clock 4: What Time Is It?



9:30

12:30

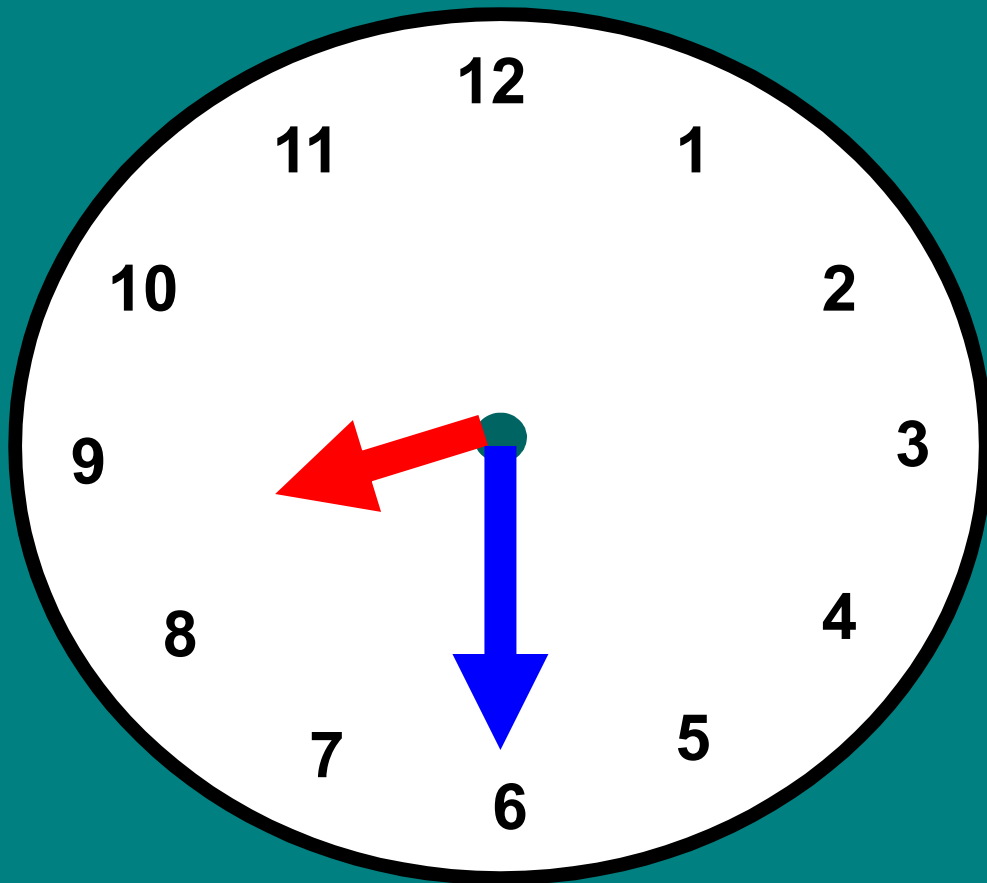
10:00

SUPER!!
GIVE YOURSELF
5 POINTS IF YOU TOOK ONE TRY,
3 POINTS IF YOU TOOK 2 TRIES,
OR
1 POINT IF YOU TOOK THREE TRIES.



GO TO
NEXT CLOCK

Clock 5: What Time Is It?



8:30

11:30

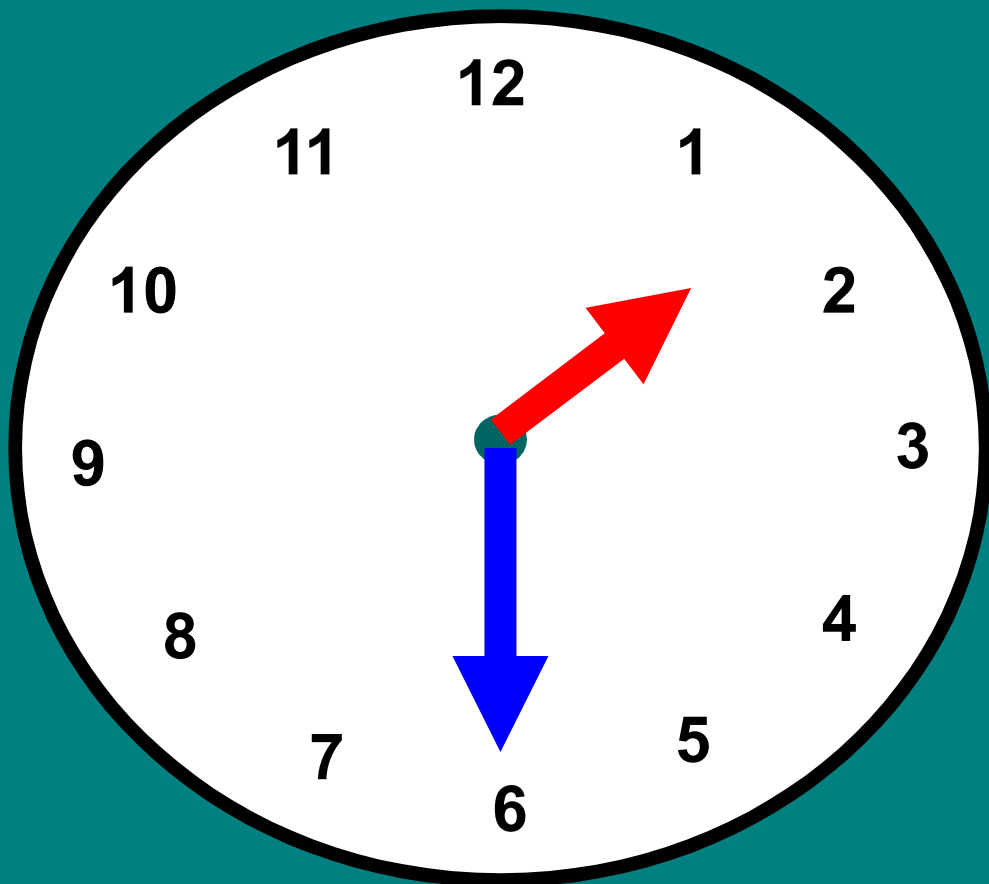
9:00

WONDERFUL!!
GIVE YOURSELF
5 POINTS IF YOU TOOK ONE TRY,
3 POINTS IF YOU TOOK 2 TRIES,
OR
1 POINT IF YOU TOOK THREE TRIES.

GO TO
NEXT CLOCK



Clock 6: What Time Is It?



8:00

1:30

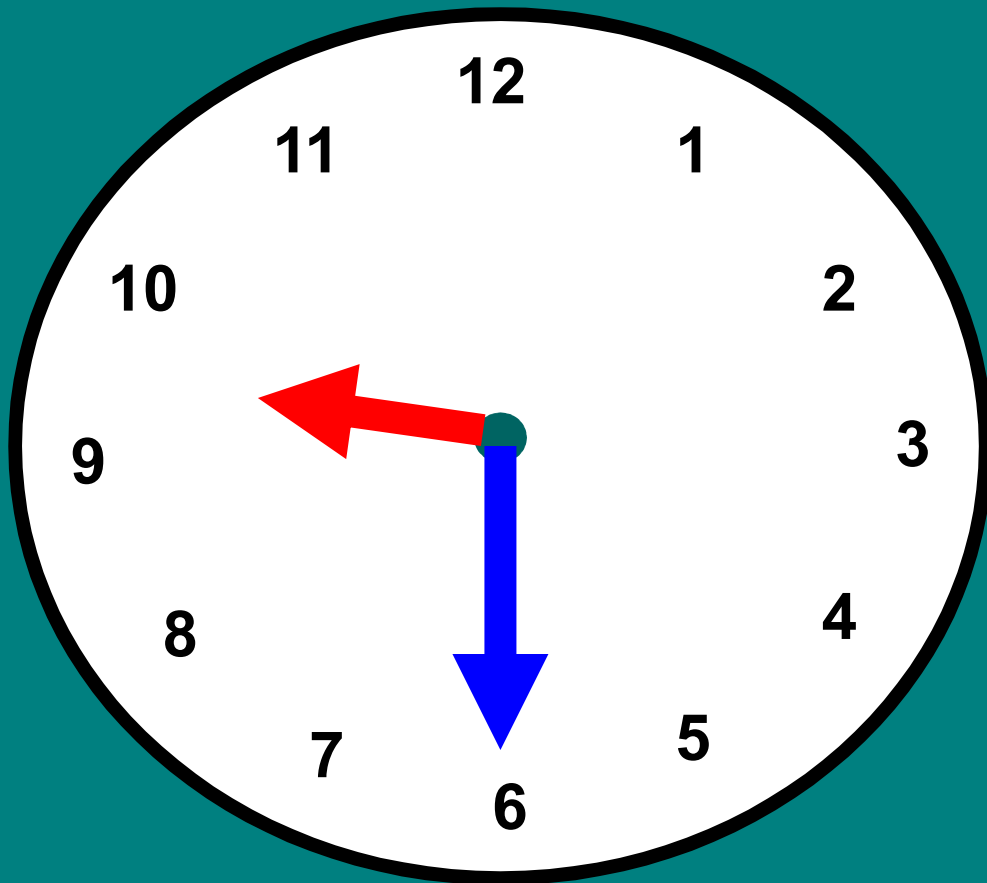
1:00

**YOU'RE ALMOST DONE!!
GIVE YOURSELF
5 POINTS IF YOU TOOK ONE TRY,
3 POINTS IF YOU TOOK 2 TRIES,
OR
1 POINT IF YOU TOOK THREE TRIES.**



**GO TO
NEXT CLOCK**

Clock 7: What Time Is It?



10:00

9:30

8:00

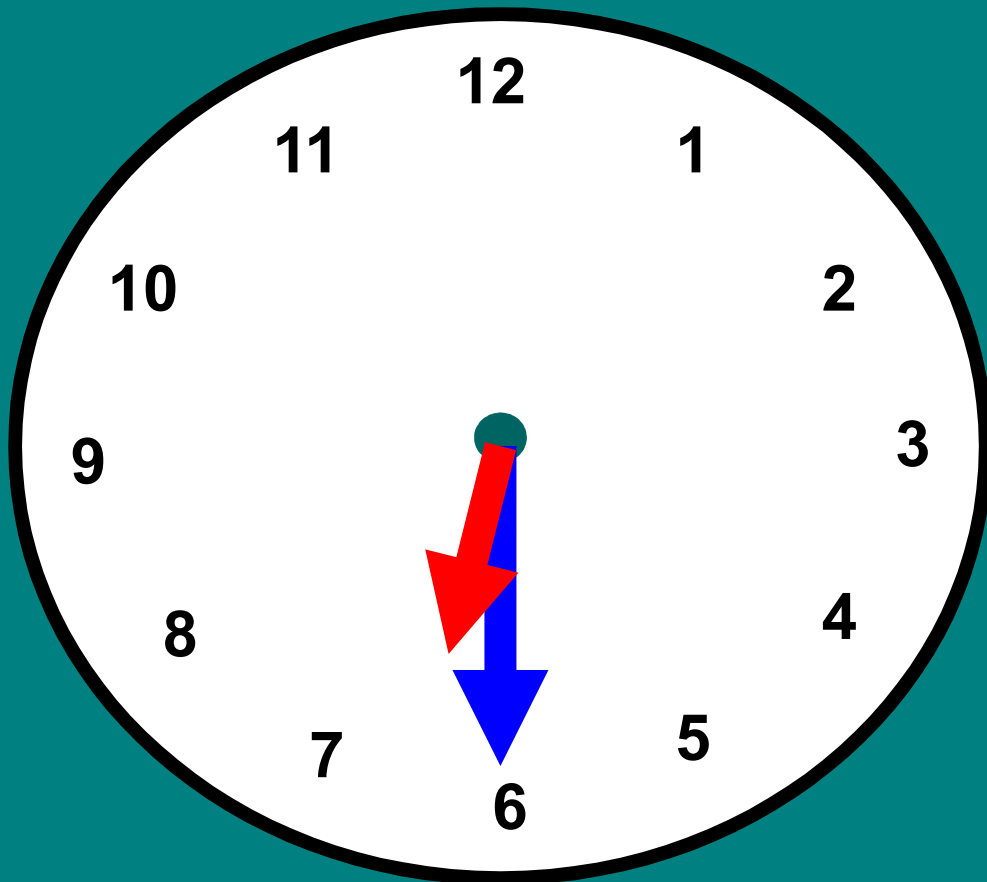
**GREAT JOB!!
GIVE YOURSELF**

**5 POINTS IF YOU TOOK ONE TRY,
3 POINTS IF YOU TOOK 2 TRIES,
OR
1 POINT IF YOU TOOK THREE TRIES.**



**GO TO
NEXT CLOCK**

Clock 8: What Time Is It?



5:00

6:30

5:30

**CONGRATS!!
GIVE YOURSELF**

**5 POINTS IF YOU TOOK ONE TRY,
3 POINTS IF YOU TOOK 2 TRIES,
OR
1 POINT IF YOU TOOK THREE TRIES.**



**START A
NEW GAME**



**SORRY...
YOU HAVE THE
WRONG ANSWER!
TRY AGAIN!**



**GO BACK
TO CLOCK**



The End
Thanks for Playing

[Click Here to Begin](#)