


The background is a blue gradient with several white circles of varying sizes scattered throughout, some containing a small white dot, resembling bubbles or stars.


First Grade Math Facts

By: Lyndsey Miller




North Carolina Standard Course of Study

- 1.03-Develop fluency with single digit addition and corresponding differences using strategies such as modeling, composing, and decomposing quantities, using doubles, and making tens.
- 




Addition Math Words

- Addition
- Plus sign (+)
- Equal sign (=)
- Number Sentence
- In all



Let's practice together!




$$1 + 1 = 2$$




1 + 1 = 2

The illustration shows two identical apples, each with a green leaf and a stem, positioned on the left side of the equation. The apples are drawn in a simple, cartoonish style with pinkish-red skin and black outlines. The plus sign and equals sign are white, and the number 2 is also white.


$$2 + 2 = 4$$



$$+ \quad \text{two hearts} = 4$$

$$3 + 3 = 6$$



$$4 + 4 = 8$$




$$6 + 6 = 12$$




+




$$7 + 7 = 14$$



+



$$8 + 8 = 16$$



+



Let's Practice on our own!



Directions

- Please take out your math journal.
- Copy these problems into your journal.
- Solve the problems.





Try these on your own.

- $2 + 3 = 5$



- $4 + 2 = 6$

