

The image features a decorative border made of colorful confetti pieces in shades of purple, blue, teal, and pink, scattered across a light pink background. The confetti pieces are irregular, wavy shapes. In the center of the page, the word "Colors" is written in a large, bold, purple font.

# Colors

By

Rachel-Ann Silvera



NCSCS

North Carolina Standard Course of  
Study

Language Arts

2.04

Kindergarten

# Colors

Red

Green

Blue

Yellow

Purple

Brown

Orange

Pink

Black



# All About Colors!!


Look at the rainbow. Let us name the colors that we can see. Colors are all around us!!!



Red

R is for RED!

The rose is red.



Green

G is for GREEN!


The grass is green.



Blue

B is for BLUE!


The sky is blue.



Yellow

Y is for Yellow!

The sun is yellow.



# Purple

P is for PURPLE!


The grapes are  
purple.



# Brown

**B is for BROWN!**

**The football is  
brown.**



# Orange

O is for ORANGE!

The carrot is  
orange.



Pink

P is for Pink!!!

The flower is pink.



# Black

**B is for BLACK!**

**The dog is black.**



# Colors

Colors are all around us. We see them every day. Life would be dull without colors, we love them in our work and play.

