

*Look at all I accomplished this
year in tech class!*

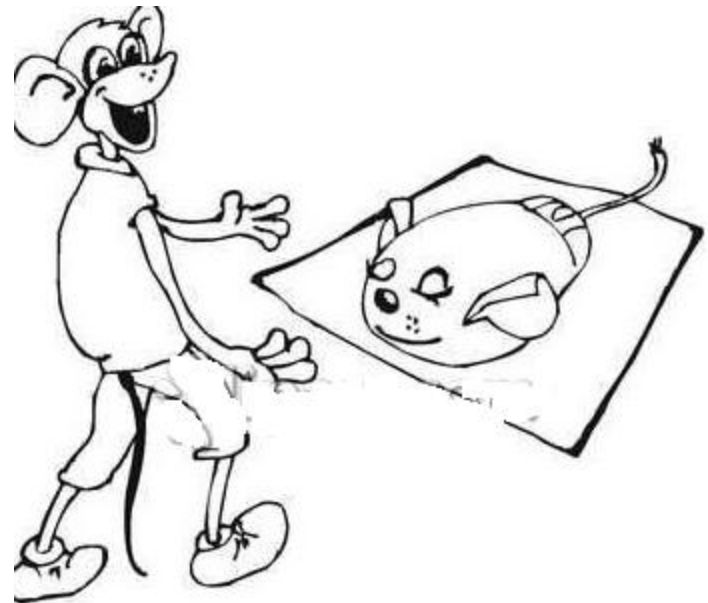


Name _____

Roland Park Country School 2008-2009

In September we....


- Learned the rules of the computer lab*
- Learned the parts of the computer*
- Learned how to use our mouse*
- Learned the parts of the mouse and the difference between the two buttons*
- Created our own original stories by dragging with the mouse*



Websites and software we used in the month of September...




- <http://www.mouseprogram.com/>
- <http://www.freecoloring.org>
- Billy Bears create a story software:
<http://www.billybear4kids.com/story/TellMeAStory/Info.shtml>



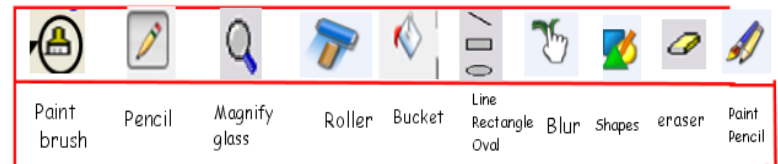
In October we...

- Learned how to use the graphics program MS paint
- Learned all about the tool bar in MS Paint
- Learned how to manipulate the mouse to create images
- Learned about different graphics programs , their differences and similarities
- Learned about the tools of Pixie 2.
- Used Pixie 2 to complete a Venn Diagram to compare Pixie 2 and Paint



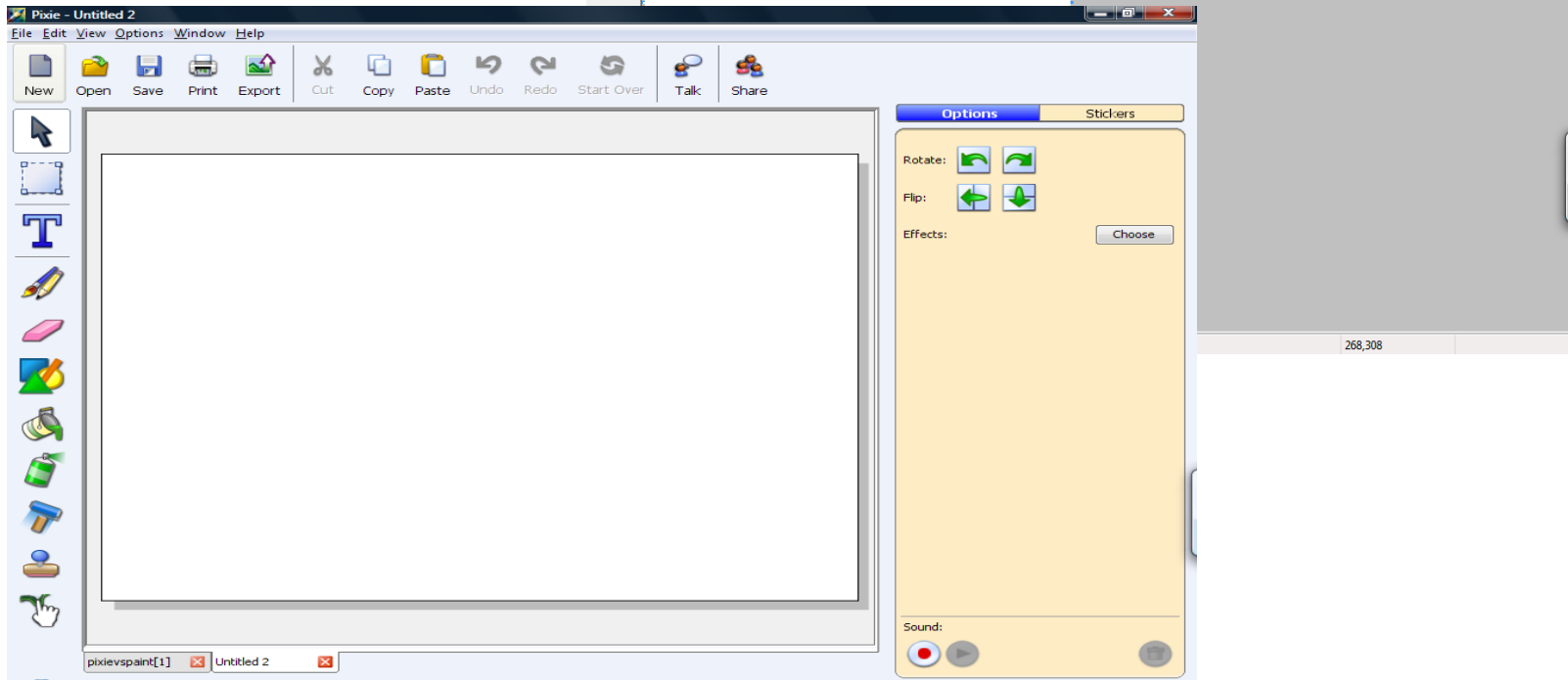
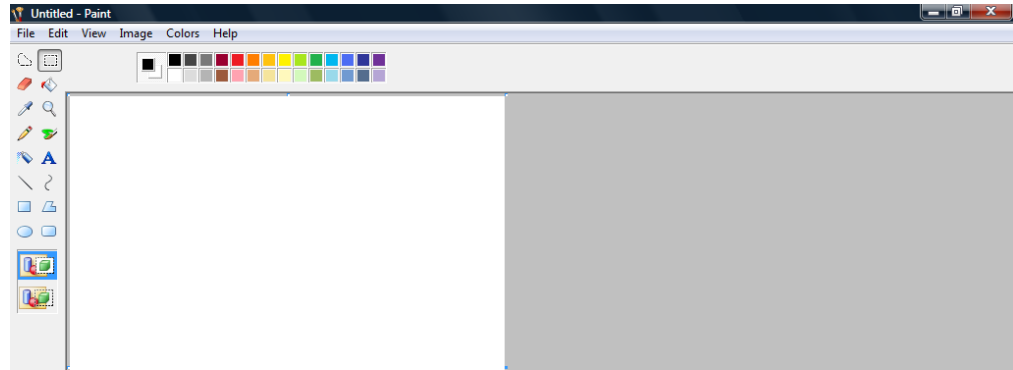
Name _____ Double-click here to add text

Paint has...	Pixie has...	Both have...



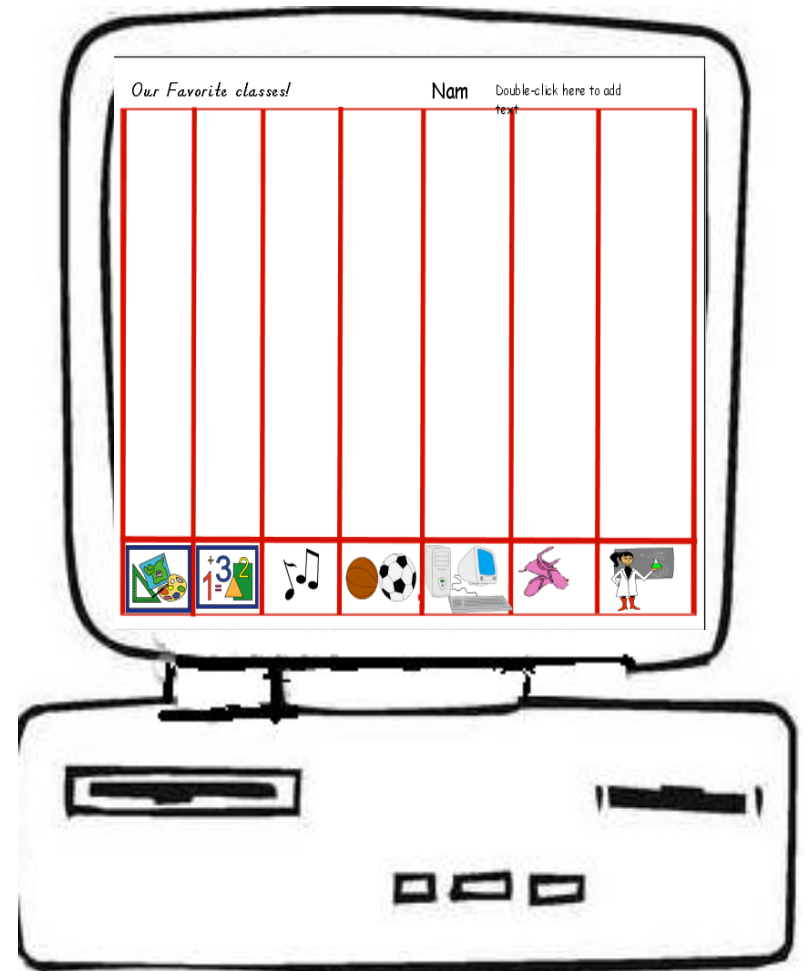
The software we used in October...

- *Paint*
- *Pixie 2*



In November we...

- *We completed graphs using Pixie 2 about what pets we had, our favorite classes and our favorite foods*
- *Used an interactive website to review our word groups*
- *Used Pixie 2 to review the short a letter sound*



Websites and software we used in the month of November...

- <http://www.readwritethink.org/materials/wordfamily/>
- <http://www.readwritethink.org/materials/construct/>

Software:

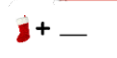










Pixie 3



In December we...

- Used Pixie 2 to review the short vowel sounds of E, I, O and U.
- Used Pixie 2 to do some holiday adding of our 1 and 2 adding facts.



Holiday Adding! Name _____ Double-click here to add +x+y

<p>Example: 1+0= 1</p> 	<p>1+3= Dou</p> 	<p>1+6= Dou</p> 	<p>1+9= Dou</p> 
<p>1+1= Dou</p> 	<p>1+4= Dou</p> 	<p>1+7= Dou</p> 	<p>1+10= Dou</p> 
<p>1+2= Dou</p> 	<p>1+5= Dou</p> 	<p>1+8= Dou</p> 	<p>Happy Holidays!</p>



In January we...

- We learned how to use the tablet pc and practiced writing the upper case and lower case R*
- Used an interactive website to make words using our vowels*




Websites and software we used in the month of January...

- <http://teacher.scholastic.com/clifford1/flash/vowels/index.htm>


Software:

- *Pixie 2*



In February we...

- We used Pixie 2 to answer some reading comprehension questions about the story of Baking bread and Fluffy and Snuffy.*



Websites and software we used in the month of February...

- <http://www.kizclub.com/bearstory/bear1.html>

Software:

Pixie 3



Websites and software we used in the month of March...

- <http://www.usmint.gov/kids/games/>
- *Pixie 2*



In April we...

We used Pixie to review our addition facts





We learned about Earth Day and used the tablets to create our Earth day books

We watched a digital reading of the book "The Lorax" by Dr. Seuss and wrote a postcard to The Lorax explaining to him what we would do to make him come back.



Name _____ Double-click here to add

Use the stamp tool to put the correct numbers for the addition fact.

$\square + \square = \square$ 	$\square + \square = \square$ 
$\square + \square = \square$ 	$\square + \square = \square$ 


Websites and software we used in the month of April...

- *Pixie 2*
- *Kidthing* from <http://www.kidthing.com/>

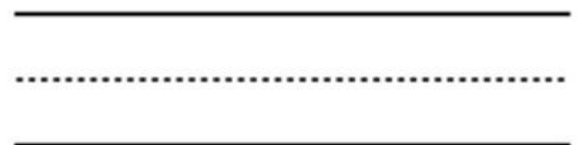



In May we..

- *We continued to review our addition facts by playing Math basketball (ppt game created by Ms. T)*
- *Used the tablets to compare and contrast spring and summer*
- *Learned how to use cd roms and used Jumpstart First Grade*



#1



In June we....

- Put together Our Accomplishment book*
- Made thank you cards for our teachers using Pixie*

