

Web Page Design Lesson Plan

Title: Web Page Design Lesson Plan		Grade Range: 3-4
Integrated Curriculum Area: Language Arts Social Studies	Concepts and Competencies: Research, Questioning	Tool: Word Processing Software
Summary: Students choose a topic and find five examples of good and bad website designs about that topic, and improve upon one of the poor examples by redesigning it on paper.		

Warm-up

- Make sure students have completed the EasyTech lessons **Web Browsing Basics: Sourcing and Ethics** and **Word Processing: Format Menu** and the prerequisites.
- Show examples of web pages designed by children in [Kids Do the Web](#).
- Teacher reviews strategies for finding specific information on the World Wide Web, including using search engines, creating keyword searches, and evaluating information for usefulness.
- Teacher holds class discussion about the various ways to display information and the elements of good page design, including the use of clear fonts, colors, relevant pictures, and white space. What are some common problems found with website designs?

Activity

Students examine basic web page design skills:

- Students choose a topic from list.
- Students use search strategies to find five web pages about the chosen topic.
- Students take notes about the design and usefulness of each page.
- Students choose one web page that is poorly designed, and redesign the page on paper.
- Students use a word processor to recreate their sketch for the web page.
- Students save their file as an html document.
- Optional: The teacher can post the web pages to the Internet, or ask the technology director or technical contact for assistance in doing so.

Wrap-up

- Students discuss the good and bad web pages they found.
- Students present their printed pages to the class and compare them with the printed example of poor design.

Extension

- Students choose a topic and create a design for web page about that topic, using their knowledge of good design elements.

Name _____

Web Page Design Activity Page

You will find examples of web pages with good and poor designs that relate to a certain topic.

1. Choose a topic from the list below, and write it in the space below.

- Maps for your local or state community
- Information about local or state government representatives
- Timelines about local or state history

Topic: _____

2. Use the World Wide Web to find five web pages about your topic. Look for a few examples of good page design, and a few examples of poor page design, based on the type of media and the audience. Write the addresses of the examples in the space below, and describe why each is a good or poor example of page design. Remember to consider elements like font type, font size, colors, pictures, and the use of white (or blank background) space. Review the sites to make sure the websites are created for an audience that relates to the topic.

Web page 1: _____


Web page 2:

Web page 3:

Web page 4:

Web page 5:

3. Choose one example of poor design that you found, print a copy of the page, and draw how you would redesign it using the space below. Remember to use elements of good page design, including pictures that relate to the text, clear fonts, consistent colors, and white (or blank background) space. If you need to check font names, check the font list in your word processing program. (You do not need to include all the text for your page. Draw lines to represent where text would be included.)

A large, empty rectangular box with a thin black border, intended for drawing a redesign of a page.

4. Use a word processor to recreate the design you sketched. Use appropriate fonts, white space, graphics, and color.
5. Print your file. Then save it as an html document.

Web Page Design Model

Topic: Local Historical Sites (Long Island, New York)

Web page 1: www.longislandsites.org

The website is designed very well. The home page has pictures of
Long Island history. The links make it easy to navigate to different pages
within the website. I like the "photos of Long Island" link. It lets you see
old photographs of people, stores, and homes in the area.

Web page 2: www.Lihistory.org

This is a confusing website. I counted seven different colors! Too many
fonts are used, which makes it hard to read. The background is grey, and
the text is brown, which also makes it hard to see. Too many pictures are
flashing on the screen too.

Web page 3: www.golongisland.com/history.html

This is a great website. I like the "History in the Making" link, which
shows a timeline of interesting historical events in Long Island. The site
uses two different fonts. The pictures look like they were hand-drawn,
and they relate well to the information on the site.

Web page 4: www.newyorkhistory.com/limuseums.htm

This website is good, because it is simple. It lists four museums that are
all about history in Long Island. You can view one calendar that lists all
the historical exhibits at all four museums.

Web page 5: www.historyofnewyork.org/longisland.htm

This website is very poorly designed! Every time I clicked a link, a box popped up that said the link was "not valid." Also, there is no white space on the page. The text very small, hard to read, and is too close together.

This site really needs to be redesigned!

www.historyofnewyork.org/longisland.htm


The Historical Sites
of Long Island, NY

← (Arial font, 30 pt.
Color is purple)
(Background is white.)


← (Arial 14 pt. purple)

Click below to learn more:


(picture of a settler)



(people on a ship)



(a train)



Colonial Long Island (info about colonial time)

The Revolution in Long Island

Recent History

This site was last updated (date) by the Historical Society.

The Historical Sites of Long Island, NY

Click below to learn more:



Colonial Long Island

Information about colonial time on Long Island would go here.



The Revolution in Long Island

Information about the Revolution of Long Island would go here.



Recent History

Information about the recent history of Long Island would go here.

This site was last updated (date) by the Historical Society.

Name _____

Web Page Design Rubric

Student Evaluation

Activity Page:

- _____ Topic is chosen from list
- _____ Web pages relating to topic are found
- _____ Five web pages are described in space provided
- _____ Descriptions include examples of good and poor design
- _____ One example of poor design is chosen and a copy is printed
- _____ Chosen site is redesigned in space provided

HTML Document:

- _____ Appropriate design elements are included
- _____ File is saved as an HTML document

Teacher Evaluation

Activity Page:

- _____ Topic is chosen from list
- _____ Web pages relating to topic are found
- _____ Five web pages are described in space provided
- _____ Descriptions include examples of good and poor design
- _____ One example of poor design is chosen and a copy is printed
- _____ Chosen site is redesigned in space provided

HTML Document:

- _____ Appropriate design elements are included
- _____ File is saved as an HTML document

Web Page Design Resources

Bix, Cynthia Overbeck, Mary Anne Petrillo, Tom Morgan, John Miller. Kids Do the Web.
Arroyo Grande, CA: Adobe Press, 1996.

This book has many examples of colorful web pages designed by children, along with author comments and instructions on how each page was created.